


Description

The “Font” collection is a family of chairs, lounge chairs, barstools and sofas – available with or without armrests. The name of the collection refers to graphic fonts that inspire the varying thickness of the cushion and backrest.



Dimensions

W 67 cm, D 63 cm, H 68 cm
Seat H 38 cm, D 52.5 cm

Weight

13.5 kg

Packaging type

Assembled in box, plastic bag

Number of parcels

1

Packaging dimensions

W 69 cm, D 65 cm, H 70 cm

Packaging weight

16 kg

Materials (frame)

- Powder-coated black metal (RAL 9005)
- Mirror polished steel
- Customized RAL colors (Price on request)

COM/COL

Fabric consumption: 1.7 x 1.4 m
Leather consumption: 3.4 m²

Accessories

Plastic gliders are standard, felt gliders on request

Certification & labels

- CRIB5 approved foam as standard
- CAL117 approved foam on request

Before recycling

It is always recommended to reuse before recycling, to prolong the use-phase of the product. If the product should be recycled, please use the following instructions.

Overview of materials

The table below shows the different materials used for production of a Font chair or sofa.

FRAME Stainless steel

FRAMEFEET	HDPE (Polyethylene)
-----------	---------------------

FOAM	CMHR (Polyurathane)
------	---------------------

SEAT BASE	FSC certified plywood
-----------	-----------------------

UPHOLSTERY	Depends on choice
------------	-------------------

Recycling instructions

Unscrew the backrest from the frame, using the screws under the backrest.

Unscrew the seat from the frame, using the screws underneath the seat.

Use a scissor or knife to cut open the upholstery, and pull it off the seat and backrest.

The foam can now be easily pulled from the metal frame of the backrest, and the plywood of the seat.

The materials are sorted and recycled using the instructions at the recycling facility.

Frame

To clean, simply wipe with a soft cloth using lukewarm water. Avoid the use of chemical cleaners.

Textile upholstery

For textile versions: See kvadrat.dk, nevotex.com, Gabriel or Designers Guild, for further cleaning and maintenance instructions for your chosen textile.

In general remove non-greasy stains by carefully dabbing with a lint-free cloth or sponge wrung out in clean lukewarm water. If necessary, clean by dabbing with soapy water. Finally, dab the surface with clean water. Finish by soaking up the moist from the upholstery using a clean dish towel and make sure it won't dye off and finish using a hairdryer.

Sheepskin

In general sheepskin does not require maintenance, its natural content of lanolin makes it almost resistible against dirt. Lanolin is the natural defense of the wool against dirt, it is therefore not recommended using cleaning devices with perfume or other chemicals, since it will remove the lanolin in the wool. If liquids or food is spilled on the wool, it is recommended to let it dry and afterwards vacuum. If the stain still occurs, it can be washed with a semi wet cloth and afterwards brushed out.

Avoid placing furniture with wool upholstery in direct sunlight as color changes in the wool may occur.

Leather

Avoid placing the leather in direct sunlight or extreme heat. To absorb any spills, use a clean, dry cloth immediately. To dush, use a vacuum cleaner with a soft brush regularly.

Clean using the foam from soap flakes for house cleaning. Use a ½ decilitre of soap flakes to a litre of water. Whip the soap flakes into hot water. When the water becomes room temperature, the foam must be applied all over the leather with a soft cloth. Only use the foam and avoid soaking the leather. When the leather is dry, polish it with a soft, dry cotton cloth. Never use detergents, ammonia, oils, polish, varnish etc.




FONT STOOL



FONT ARMSTOOL



FONT SOFA



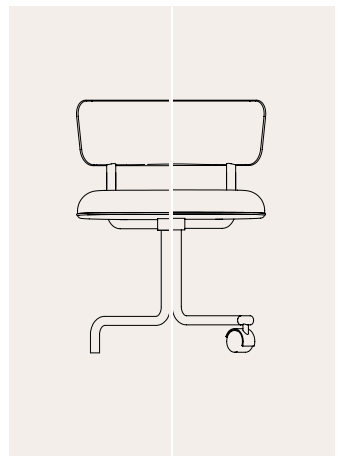
FONT DINING CHAIR



FONT DINING ARMCHAIR



FONT SWIVEL/WHEELS
ARMCHAIR



FONT SWIVEL/WHEELS
CHAIR



FONT LOUNGE CHAIR



FONT LOUNGE ARMCHAIR



FONT LOUNGE SOFA

