

Möbel

Recycling instructions


Møbel

MØBEL COPENHAGEN APS
FREDERIKSGADE 1
1265 COPENHAGEN K
DENMARK

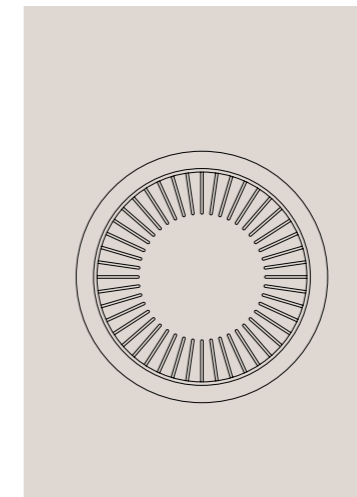
WWW.MOBEL-COPENHAGEN.COM
HELLO@MOBEL-COPENHAGEN.COM
+45 33 93 26 30

Follow us
@MOBEL_COPENHAGEN

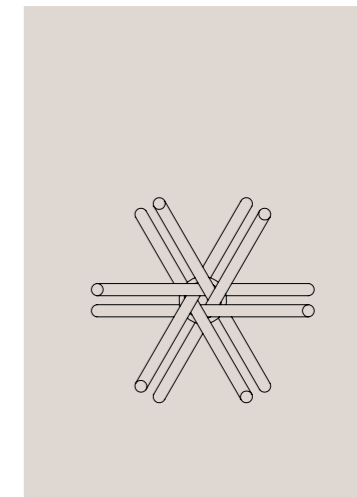
COPYRIGHT 2022 MØBEL COPENHAGEN




ANGEL STOOL




ANGEL TABLE



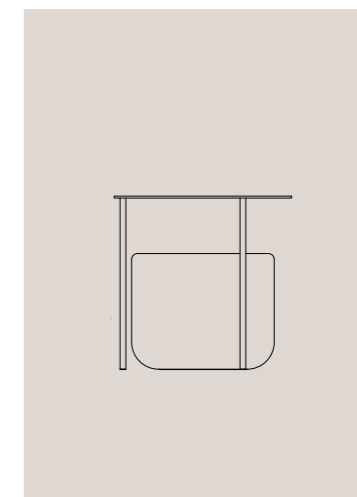
COAT



CUBA



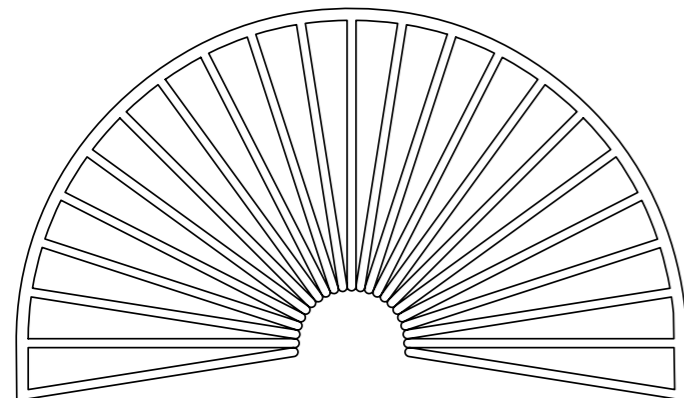
FONT



PAIR

Description

A sculptural stool with a poetic shape evoking an angel with its wings widely spread. The Angel stool consists of a minimalistic seat and a base of steel rods. It is a decorative yet comfortable piece.



Before recycling

It is always recommended to reuse before recycling, to prolong the use-phase of the product. If the product should be recycled, please use the following instructions.

Overview of materials

The table below shows the different materials used for production of ANGEL STOOL.

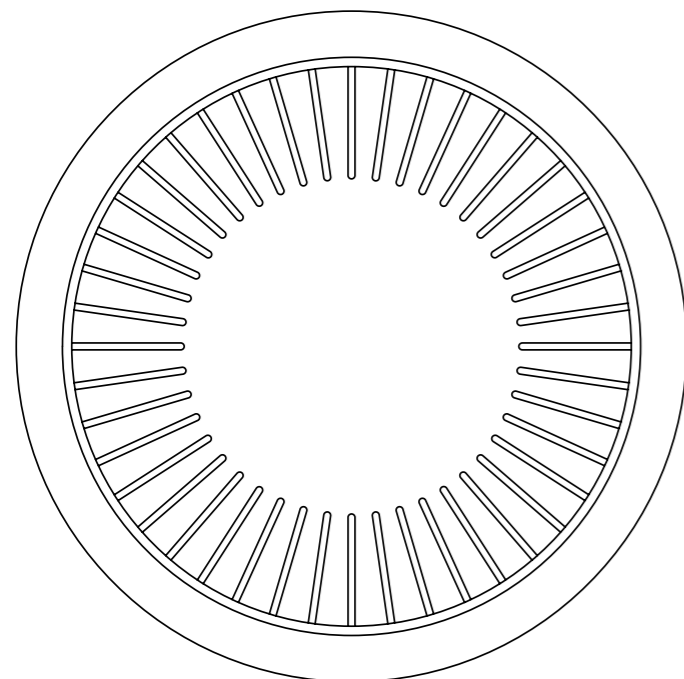
STOOL	Galvanized steel
FEET	HDPE (polyethylene)

Recycling instructions

If the feet are attached to the stool - remove these. The materials are sorted and recycled using the instructions at the recycling facility.

Description

A light minimalist side table that complements the Angel stool. The bearing structure, made of steel rods, is visible through the tempered glass top making the table light and elegant. The tabletop is neatly integrated into the metal structure to produce a seamless piece.



Before recycling

It is always recommended to reuse before recycling, to prolong the use-phase of the product. If the product should be recycled, please use the following instructions.

Overview of materials

The table below shows the different materials used for production of ANGEL TABLE.

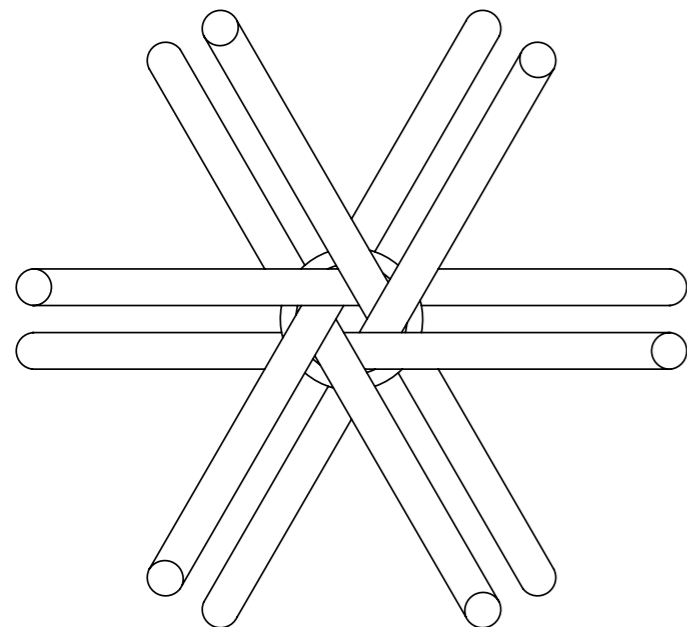
FRAME	Galvanized steel
TABLETOP	Glass
FEET	HDPE (polyethylene)

Recycling instructions

If the feet are attached to the frame - remove these. The tabletop is lifted from the frame. The materials are sorted and recycled using the instructions at the recycling facility.

Description

A minimalist and expressive coat rack made of six poles held by a metal ring. Coat can be hung with the notch facing inwards or outwards – as you prefer. Coat is easy to dismantle to store and to then unfold again to be placed wherever you need it.



Before recycling

It is always recommended to reuse or repair before recycling, to prolong the use-phase of the product. If the product should be recycled, please use the following instructions.

Overview of materials

The table below shows the different materials used for production of COAT.

WOOD	Ash
PLASTIC RING	POM
METAL RING	Aluminium, steel or brass
PINOL SCREWS	Galvanized steel


Recycling instructions

Lift the metal ring upwards to remove it. Unscrew the pinol screws in the POM ring. Remove the POM ring.

The materials are sorted and recycled using the instructions at the recycling facility.

Description

Cuba is a functional stool inspired by Cuban lifestyle and culture, and whose wooden details are the result of highly advanced Scandinavian manufacturing techniques. The stool comes in three different heights – and in oiled oak or black lacquered oak. The seat can be upholstered from a large choice of leathers or textiles.



Before recycling

It is always recommended to reuse or repair before recycling, to prolong the use-phase of the product. If the product should be recycled, please use the following instructions.

Overview of materials

The table below shows the different materials used for production of Cuba.

SEAT FOAM	Galvanized steel
SEAT PLATE	Plywood
LEGS & SEAT	Oak
FEET	HDPE (polyethylene)
FOOT SUPPORT	Powder coated steel
BOLTS/WASHERS	Galvanized steel

Recycling instructions

Remove the upholstered seat plate by removing the bolts underneath the seat (the seat can be replaced, please contact Møbel for more info). Unscrew the bolts and remove the washers from the legs.

Remove the foot support from the legs by turning the legs.

Remove the plastic feet from the legs. These can be wiggled out using a screwdriver.

The materials are sorted and recycled using the instructions at the recycling facility.

Description

The “Font” collection is a family of chairs, lounge chairs, barstools and sofas – available with or without armrests. The name of the collection refers to graphic fonts that inspire the varying thickness of the cushion and backrest.

Before recycling

It is always recommended to reuse before recycling, to prolong the use-phase of the product. If the product should be recycled, please use the following instructions.

Overview of materials

The table below shows the different materials used for production of a Font chair or sofa.

FRAME Stainless steel

FRAMEFEET	HDPE (Polyethylene)
-----------	---------------------

FOAM	CMHR (Polyurathane)
------	---------------------

SEAT BASE	FSC certified plywood
-----------	-----------------------

UPHOLSTERY	Depends on choice
------------	-------------------

Recycling instructions

Unscrew the backrest from the frame, using the screws under the backrest.

Unscrew the seat from the frame, using the screws underneath the seat.

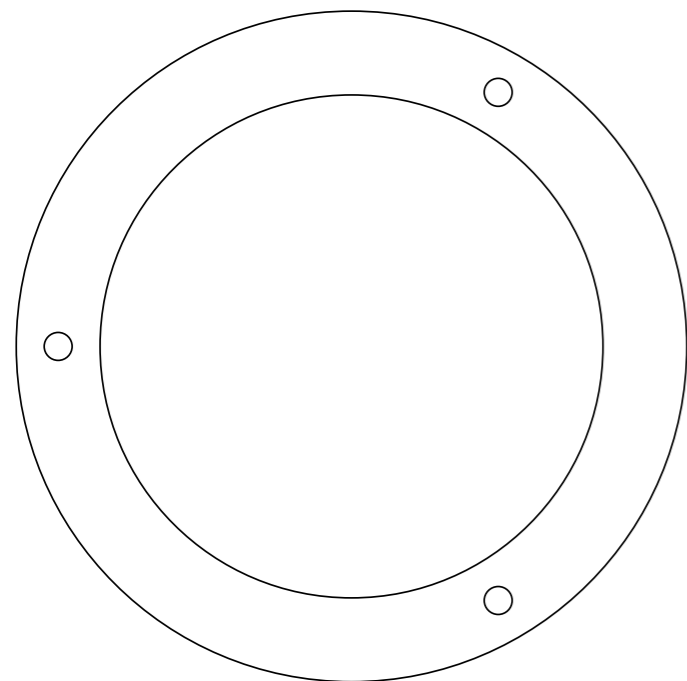
Use a scissor or knife to cut open the upholstery, and pull it off the seat and backrest.

The foam can now be easily pulled from the metal frame of the backrest, and the plywood of the seat.

The materials are sorted and recycled using the instructions at the recycling facility.

Description

The Pair side tables collection consists of two different variations of a pair of tables, with one table overlapping the other to create a contrast of solid materials and surfaces. The lower base table is uniquely crafted in glazed ceramic, while the higher table is made of matt powder-coated steel and stands light on its three feet. Each ceramic piece is uniquely handcrafted.



Before recycling

It is always recommended to reuse before recycling, to prolong the use-phase of the product. If the product should be recycled, please use the following instructions.

Overview of materials

The table below shows the different materials used for production of Pair table.

METAL TABLE	Steel (DC01)
CERAMIC TABLE	Glazed ceramic (not recyclable)
FEET	HDPE (polyethylene)

Recycling instructions

Unscrew the legs from the tabletop.
Unscrew the pinol screw from the leg.
Remove the feet from the legs.
The materials are sorted and recycled using the instructions at the recycling facility.